
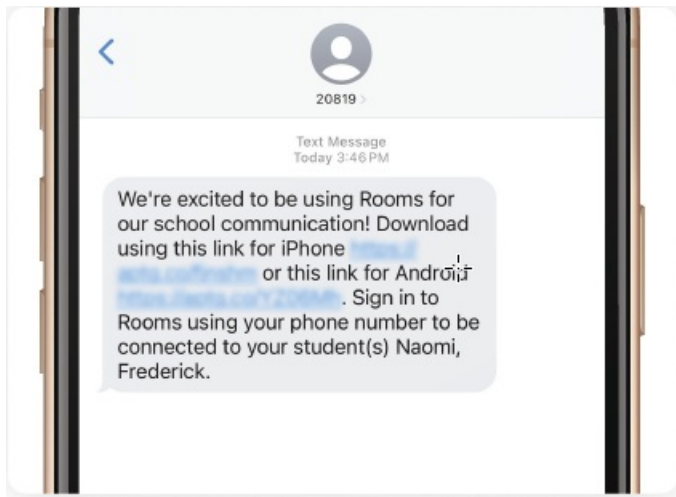


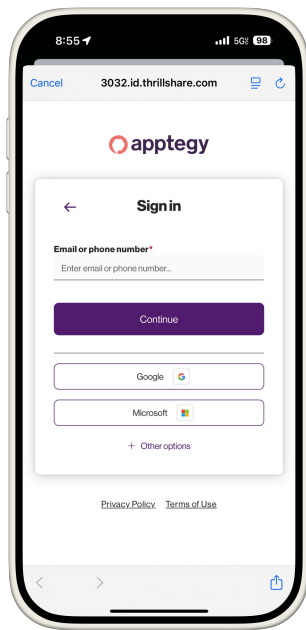
# How to Sign Into the Rooms App With Your Phone Number or Email Address

Last Modified on 08/06/2025 9:17 am PDT

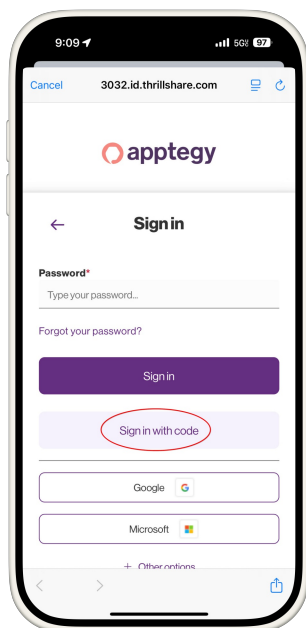
1. **You will be required to login after either clicking on a link from a text message or opening the EUSD Rooms app. Click "Continue to sign in"**



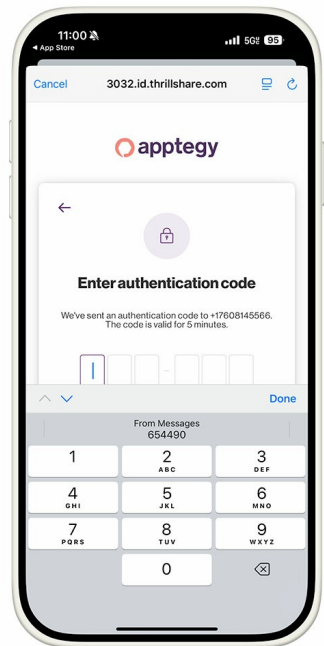
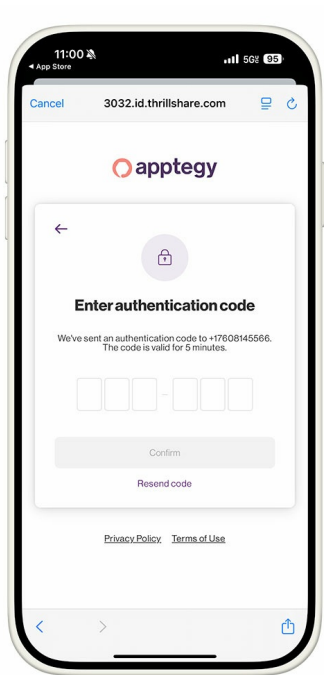
2. **Next, you will see the login screen where you can enter either your phone number or email address.**

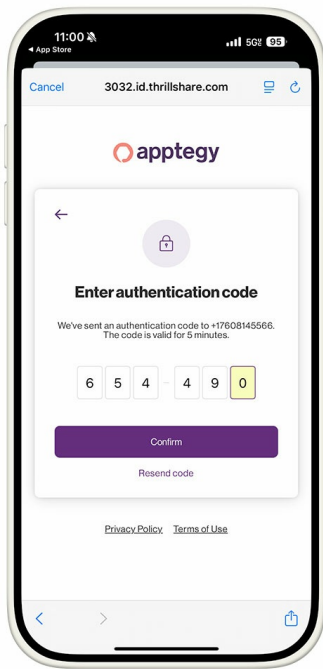


**\*\*If you do enter your email address be sure to click "Sign in with code" as shown below. You can skip the password.**



- You will next see the 6 digit code screen. Enter the code that was just texted or emailed to you. If you do not receive a code contact the school to verify your phone number or email address.**





- You will now be logged into the EUSD Rooms app. Use the menu at the bottom of the screen to navigate to all classes (Rooms), all messages (Messages), or your feed from all of your students' schools (Feed).**

Be sure to turn on email notifications of Messages and Announcements by clicking "More" in the bottom menu > the gear icon > Notification preferences.