

# Parents & Guardians: Sign Up for Rooms (English version)

Last Modified on 08/24/2023 7:45 am PDT

[For Spanish version please click here.](#)

## Rooms

Rooms is the 2-way communication mobile app for families to send messages to teachers and view class assignments and announcements.

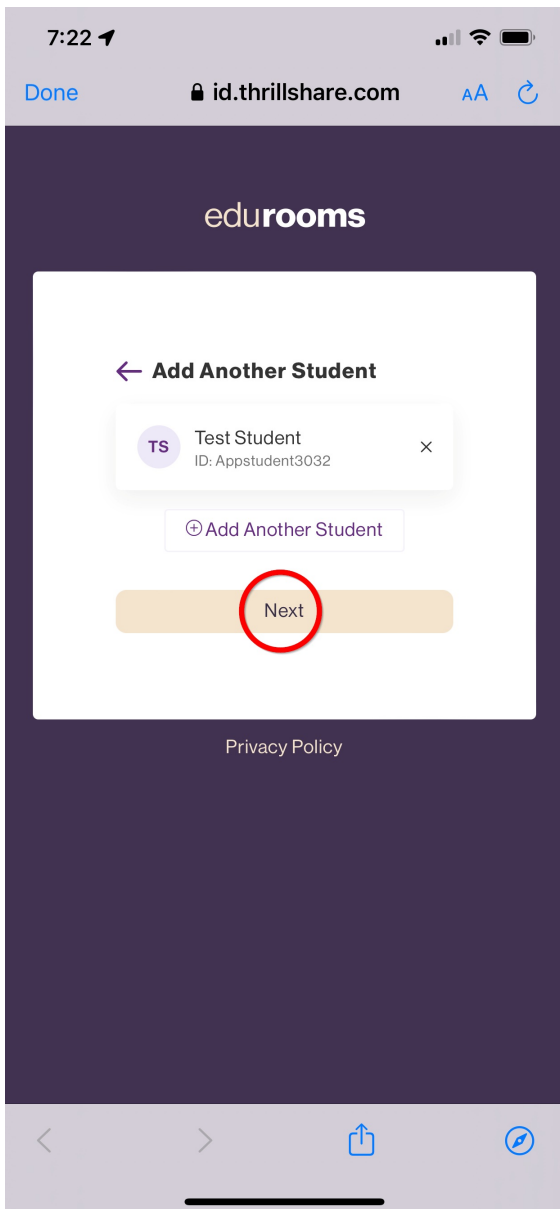
New parents and guardians to the district will receive a Rooms invite in their email with a link to sign up for Rooms. Click the link in the email to be taken to the Rooms sign up page. Existing parents and guardians who have a Rooms account from last year do not need to sign up again. Your account is still active. If you have forgotten your password you can reset it by going to [edurooms.com](https://edurooms.com) > click Sign In > click Forgot Password (you cannot use a previous password). You can also do this in the EUSD app. Existing parents should also make sure they have the latest version of the app by going to the app store on your phone, finding the EUSD app, and click 'Update'. If it shows 'Open' they you already have the latest version.

After you complete this sign up procedure you will have 2 ways to access Rooms: 1. download the new EUSD app from the Apple Appstore or Google Playstore and click the Rooms button at the bottom of the app, and 2. go to [edurooms.com](https://edurooms.com) on a computer or a mobile device browser.

---

## Rooms Sign Up Procedure

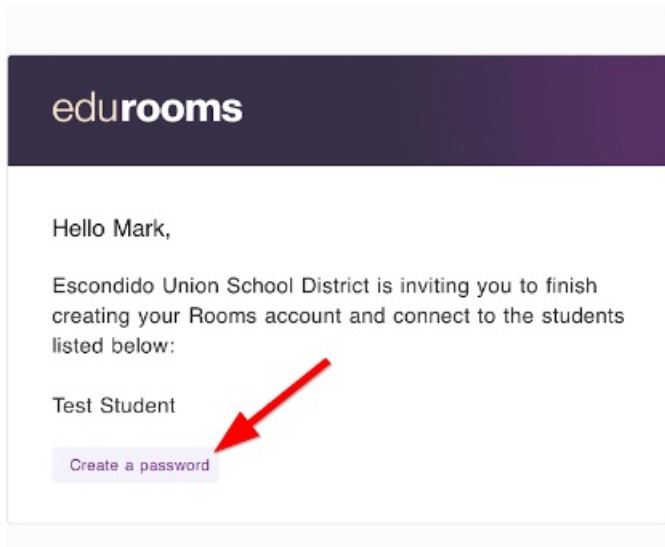
You should see your child's name after you click the link in the Rooms email you received. Just click Next. If you have more than one child in summer school you will receive a signup email for each child. You will only create an account once, however, and just sign in for subsequent children. All parents and guardians can ignore the 'Add Another Student' button.



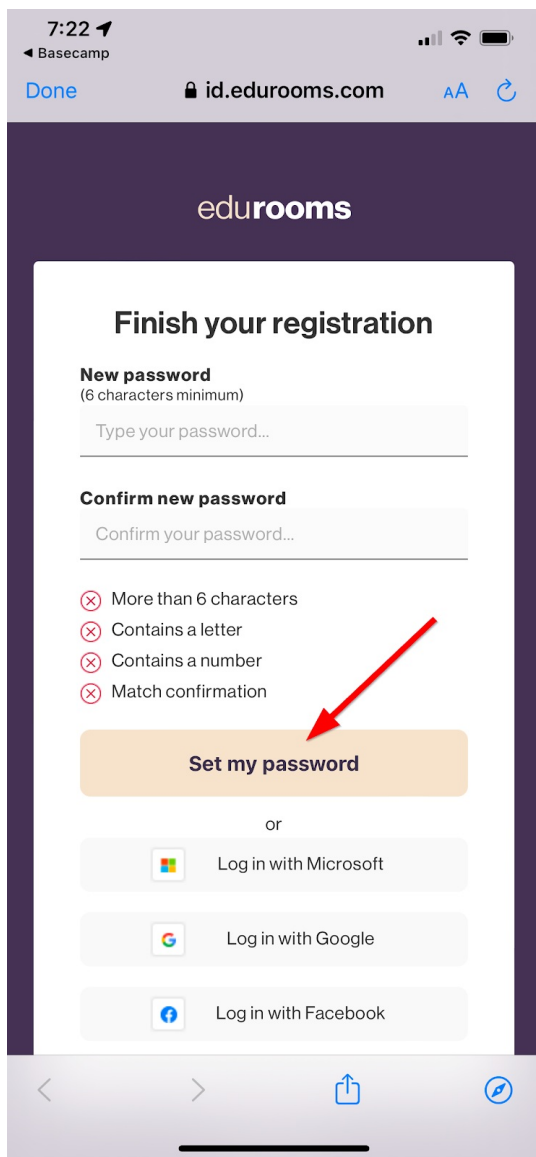
You will now receive an email from [accounts@edurooms.com](mailto:accounts@edurooms.com) with a subject of: Escondido Union School District is inviting you to finish setting up your Rooms account. The email will contain a link to create a password.

Escondido Union School District is inviting you to finish setting up your Rooms account Inbox ☆

 **accounts** 7:22 AM  
to me ▾  



Click on that link to be taken to the password setup page. After setting your password you can now log into the Rooms app inside the EUSD app and/or log into [edurooms.com](https://edurooms.com) in a web browser.



## If you did not receive a Rooms invite in your email

Contact your school if for any reason you have not received an invite. Your school will most likely advise you to go to [edurooms.com](https://id.edurooms.com) in a browser and use the 'Forgot your password?' feature to reset your password. You will then receive an email with a link to reset your password. If you have not received the email within 5 minutes please report it to the school.

## Sign in

**Email Address**

Type your email address...

**Password**

Type your password...


Keep me logged in

Sign in

Forgot your password?  
or

Log in with Microsoft

 Log in with Google

 Log in with Facebook

